

Ampersand Momentum Equity Fund

Momentum Collective Investment Scheme (CIS) portfolio

Class A | Minimum Disclosure Document (MDD) as at 31 July 2016

Assets managed by: Ampersand Asset Management

Portfolio profile

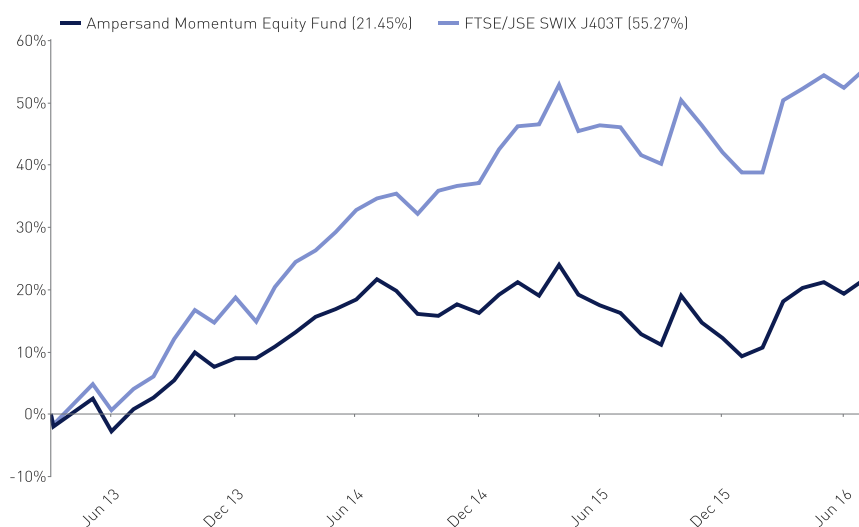
The fund is a multi-managed focused SA Equity portfolio that aims to outperform the SA Equity Market over the long term. The fund will aim to capture a high degree of positive market movements while providing some protection in difficult periods. The fund is part of the SA General Equity ASISA category and is limited to holding between 80% and 100% in equity assets.

Investment strategy

The fund will invest in equity assets only with a preference of South African listed instruments. The fund will include various different investment strategies and investment managers to achieve its objectives. The fund can include both active and passive strategies to achieve the set objectives. The fund's primary objective is to provide outperformance of the SA Equity Market as measured by the SWIX over a rolling 5 year periods while achieving this return at lower risk.

Portfolio performance

Since launch cumulative performance graph



Annualised performance

	1 year	3 years	Launch
Fund	4.45%	6.41%	6.01%
Benchmark	6.24%	14.29%	14.12%
Sector	3.24%	10.51%	10.39%
Rank	36/148	102/114	97/108
High ^[1]	4.45%	20.76%	21.66%
Low ^[1]	-8.57%	-4.48%	-8.57%
Cash	6.94%	6.24%	6.13%
Inflation	6.27%	5.87%	5.76%

^[1] High/Low – highest/lowest individual 1 year return of the portfolio during the period detailed.

Portfolio information

Portfolio inception	2 April 2013
Portfolio size	R 917.05 million
Launch date	2 April 2013
Launch price	100.00 (cpu)
Latest price (29/07/2016)	118.60 (cpu)
Benchmark	FTSE/JSE SWIX J403T
ASISA sector	SA - Equity - General

Codes

JSE	AMECA
ISIN	ZAE000174827

Minimum investment

Lump sum	R 10,000	Monthly	R 1,000
----------	----------	---------	---------

Portfolio managers

Tom Barlow, BCom (Economics), CFA

Portfolio charges and ratios

Initial management fee	0.00% (incl. VAT)
Initial advisory fee	0% - 3.42% (incl. VAT)
Annual management fee	1.71% p.a. (incl. VAT)
Annual advisory fee	0% - 1.14% (incl. VAT)
Performance fee	0% - 2.28% (incl. VAT)
Sharing ratio	15%

The performance fee applies to any excess performance of the fund relative to the benchmark measured over rolling two year periods. A fee of 15% of the fund's out-performance above the benchmark will be levied, capped at 2.28% (incl. VAT) per annum.

Cost ratios (incl. VAT):

TER (%)	TC (%)	TIC (%)
1.71%	0.30%	2.01%

TER (%): Total Expense Ratio, TC (%): Transactions Costs Ratio, TIC (%): Total Investment Charges (TER (%) + TC (%))

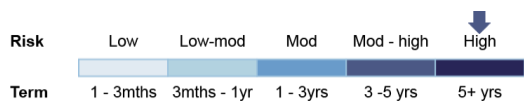
Please see Disclosures section for further information on cost ratios

Income distribution (cpu)

	Dividend	Interest	Total
Jun'15	0.310	0.110	0.420
Dec'15	0.510	0.220	0.730
Apr'16	0.450	0.270	0.720
Jun'16	0.080	0.220	0.300
Aug'15 - Jul'16	1.040	0.710	1.750

Distribution takes place Semi-annually : June, December

Risk/reward profile and 3 year statistics



Standard deviation ¹⁾	9.27
Sharpe ratio ²⁾	0.06
Information ratio ³⁾	-1.45
Largest negative monthly return	-3.96
Number of positive months	20 / 36

¹⁾Standard deviation – measures the volatility of fund returns ²⁾Sharpe ratio – fund return minus cash return (STeFI composite), divided by the Standard deviation (of fund returns)

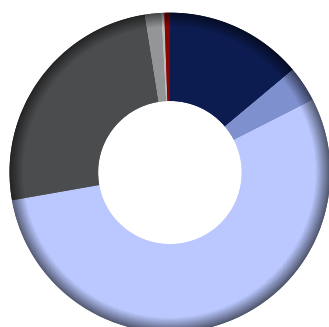
³⁾Information ratio – return per unit of risk against the benchmark

Specific risks

The fund is a pure equity fund with a growth objective, suitable for long term investors with a high risk tolerance seeking correlation with local listed equities. It is permitted to invest in foreign securities which, within portfolios, may have additional material risks, depending on the specific risks affecting that country, such as: potential constraints on liquidity and the repatriation of funds; macroeconomic risks; political risks; foreign exchange risks; tax risks; settlement risks; and potential limitations on the availability of market information. Fluctuations or movements in exchange rates may cause the value of underlying international investments to go up or down. Investors are reminded that an investment in a currency other than their own may expose them to a foreign exchange risk.

Holdings

Asset type allocation (%)



SA Bonds	14.07
SA Cash/Money Market	3.65
SA CIS (SA Equity)	54.53
SA Equity	25.50
SA Equity - ETF (Commodity)	1.67
SA Equity - Pref Share	0.28
SA Equity (Real Estate)	0.29

Top holdings (%)

Saffron MET Top 20 B	19.27
First Avenue SCI Equity B2	17.65
MET General Equity A	17.61
AngloGold Ashanti Limited	2.18
Reinet Investments S.C.A	2.17
Standard Bank Group Limited	1.66
Old Mutual plc	1.61
SABMiller plc	1.56
Murray & Roberts Hldgs Limited	1.07
Astrapak Limited	0.96

Portfolio objective/investment policy

The Ampersand Momentum Equity Fund is an equity portfolio that seeks to sustain high long-term capital growth. The portfolio's investment universe consists of financially sound equity securities, preference shares, convertible bonds, property shares and property related securities listed on exchanges and assets in liquid form. The portfolio's equity exposure will always exceed 80% of its net asset value. The manager may also invest in participatory interests or any other form of participation in portfolios of collective investment schemes or other similar collective schemes as the Act may allow from time to time, and which are consistent with the portfolio's investment policy. Where the aforementioned schemes are operated in territories other than South Africa, participation in portfolios of these schemes will be included in the portfolio only where the regulatory environment is of sufficient standard to provide investor protection at least equal to that in South Africa. The portfolio may from time to time invest in financial instruments, in accordance with the provisions of the Act, and the Regulations thereto, as amended from time to time, in order to achieve the portfolio's investment objective. The manager may also include unlisted forward currency, interest rate and exchange rate swap transactions for efficient portfolio management purposes. Nothing shall preclude the manager from varying the ratios of securities or assets in liquid form in changing economic environment or market conditions, or to meet the requirements in terms of legislation and from retaining cash or placing cash on deposit in terms of the Deed and Supplemental Deed. The Trustee shall ensure that the investment policy is carried out. For the purposes of this portfolio, the manager shall reserve the right to close the portfolio to new investors. This will be done in order to be able to manage the portfolio in accordance with its mandate.

Portfolio limits and constraints

- Maximum 25% in offshore investments plus max. 5% in Africa.
- The portfolio's equity exposure will always exceed 80% of its net asset value.

Contact and other information

Scheme

Momentum Collective Investments Scheme

Custodian/Trustee

Standard Bank of South Africa Limited

Telephone: +27 (0)21 441 4100

Management company

Momentum Collective Investments (RF) (Pty) Ltd
13th Floor Tower 2, 102 Rivonia Road, Sandton, 2196
Private Bag 9959, Sandton, 2146

Facsimile: +27 (0)12 675 3889

Call centre: 0860 111 899

Email: ci.clientservice@momentum.co.za

Web: www.momentuminv.co.za

Registration no.: 1987/004287/07

Third party manager

Ampersand Asset Management (Pty) Ltd
1 Tuscany Office Park, 6 Coombe Place, Rivonia, 2191, Sandton
P.O. Box 926, Rivonia, 2128

An authorised financial services provider, FSP No: 33676

Telephone: +27 (0)11 803 6597

Facsimile: +27 (0)11 803 6106

Email: queries@ampersandam.co.za

Web: www.ampersandam.co.za

Registration no.: 2007/006571/07

Disclosures

Momentum Collective Investments (RF) (Pty) Ltd (the "Manager"), registration number 1987/004287/07, is authorised in terms of the Collective Investment Schemes Control Act (CISCA) to administer Collective Investment Schemes (CIS) in Securities. The Manager is the manager of the Momentum Collective Investments Scheme, and MMI Holdings Ltd is a full member of the Association for Savings and Investment SA. Standard Bank of South Africa Limited (+27 (0)21 441 4100 PO Box 54, Cape Town, 8000) is the trustee of the scheme. Ampersand Momentum Equity Fund is a portfolio of the Momentum Collective Investments Scheme and Ampersand Asset Management (Pty) Ltd, registration number: 2007/006571/07, an approved financial services provider (FSP) under the Financial Advisory and Intermediary Services Act (No. 37 of 2002), FSP number: 33676, is responsible for managing the assets of this portfolio. CIS are generally medium to long-term investments. The value of participatory interests may go down as well as up and past performance is not necessarily a guide to the future. CIS are traded at ruling prices and can engage in borrowing and scrip lending. The CIS may borrow up to 10% of the market value of the portfolio to bridge insufficient liquidity. Different classes of units apply to portfolios, which are subject to different fees and charges. A schedule of fees and charges and maximum commissions is available on request from the Manager. The Manager reserves the right to close and reopen certain portfolios to new investors from time to time in order to manage them more efficiently in accordance with their mandate. Portfolios are valued daily at approx. 15h00, latest prices can be viewed at www.momentuminv.co.za. Forward pricing is used. Instructions must reach the Manager before 14h00 to ensure same-day value. The Manager does not provide any guarantee, either with respect to the capital or the return of this portfolio. Additional information on the proposed investment can be obtained, free of charge, at www.momentuminv.co.za or may be requested from the Manager.

Ampersand Momentum Equity Fund is a third party named CIS portfolio, the assets of which are administered by Ampersand Asset Management (Pty) Ltd, registration number: 2007/006571/07, a registered financial services provider, FSP number: 33676. The Manager retains full legal responsibility for all third party named CIS portfolios under the Momentum Collective Investments Scheme.

The Total Expense Ratio (TER) is the percentage of the net asset value of the class of the Financial Product incurred as expenses relating to the administration of the Financial Product. A higher TER does not necessarily imply a poor return, nor does a low TER imply a good return. A current TER may not necessarily be an accurate indication of future TER's. The disclosed TER is shown as an annual percentage based on data for the period from 02 April 2013 to 31 March 2016. Inclusive in the disclosed TER, the TER PF (%) shows the performance fee, as a percentage of the net asset value of the class of the Financial Product, that was recovered. The Transaction Costs (TC) is the percentage of the net asset value of the Financial Product incurred as costs relating to the buying and selling of the assets underlying the Financial Product. TC are a necessary cost in administering the Financial Product and impacts Financial Product returns. It should not be considered in isolation as returns may be impacted by many other factors over time including market returns, the type of Financial Product, the investment decisions of the investment manager and the TER. The disclosed TC is shown as an annual percentage based on data for the period from 02 April 2013 to 31 March 2016. The Total Investment Charges (TIC), the TER + the TC, is the percentage of the net asset value of the class of the Financial Product incurred as costs relating to the investment of the Financial Product. It should be noted that a TIC is the sum of two calculated ratios (TER+TC). The TER and TC have been calculated using historical actual and/or estimated data and are provided solely as an indication/guide as to the annual expenses/costs that could be incurred. These ratios do not represent any current/actual charges or fees.

Performance is calculated for a portfolio/portfolio class. Individual investor returns may differ as a result of fees, actual date(s) of investment, date(s) of reinvestment of income and withholding tax. Annualised returns, also known as Compound Annualised Growth Rates (CAGR), are calculated from cumulative returns; they provide an indication of the average annual return achieved from an investment that was held for the stated time period. Actual annual figures are available from the Manager on request. Performance figures quoted are from Morningstar, as at 31/07/2016, for a lump sum investment, using NAV-NAV prices with income distributions reinvested on the ex-dividend date. All figures calculated in ZAR. CPI/Inflation figures, where present, are lagged by one month. Cash figures, where present, are STeFI Composite Index returns.

This document should not be seen as an offer to purchase any specific product and is not to be construed as advice. Investors are encouraged to obtain independent professional investment and taxation advice before investing with or in any of the Manager's products.