

**Ampersand Momentum Equity Fund**

Momentum Collective Investment Scheme (CIS) portfolio

Class A | Minimum Disclosure Document (MDD) as at 31 July 2015

Assets managed by: Ampersand Asset Management

**Portfolio Objective**

The Ampersand Momentum Equity Fund is an equity portfolio that seeks to sustain high long-term capital growth.

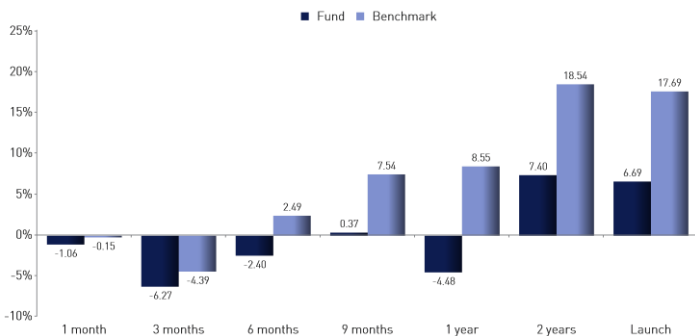
**Investable Universe of Portfolio**

The portfolio's investment universe consists of financially sound equity securities, preference shares, convertible bonds, property shares and property related securities listed on exchanges and assets in liquid form. The portfolio's equity exposure will always exceed 80% of its net asset value. The manager may also invest in participatory interests or any other form of participation in portfolios of collective investment schemes or other similar collective schemes which are consistent with the portfolio's investment policy. Where schemes are operated in territories other than South Africa, participatory interests will be included in the portfolio only where the regulatory environment is of sufficient standard to provide investor protection at least equal to that in South Africa. The portfolio may invest in financial instruments and may also include unlisted forward currency, interest rate and exchange rate swap transactions for efficient portfolio management purposes.

**Performance**

**Cumulative and annualised returns (%)**

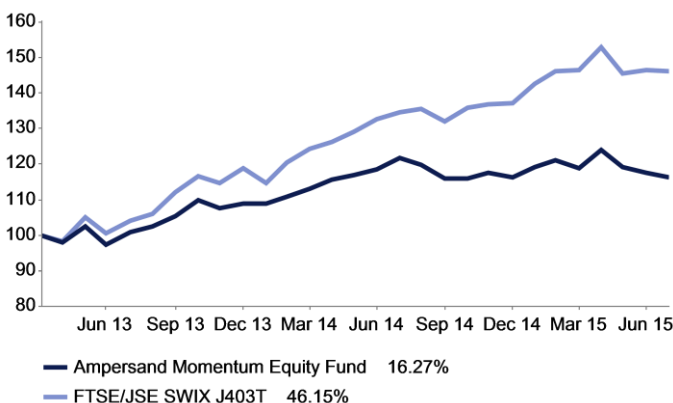
Cumulative for all periods less than 1 year, all other periods are annualised.



**Yearly returns (%)**

	Jul 14	Jul 15
Fund	20.76	-4.48
BM	29.45	8.55

**Cumulative (%)**



**Portfolio information**

Portfolio inception	2 April 2013
Portfolio size	R 883.00 million
Launch date	2 April 2013
Launch price	100.00 (cpu)
Latest price (31/07/2015)	115.30 (cpu)
Benchmark	FTSE/JSE SWIX J403T
ASISA sector	SA - Equity - General

**Codes**

JSE	AMECA
ISIN	ZAE000174827
Bloomberg	AMEFZAR

**Minimum investment**

Lump sum	R 10,000	Monthly	R 1,000
----------	----------	---------	---------

**Portfolio managers**

Tom Barlow, CFA

**Portfolio charges**

Initial management fee	0.00% (incl. VAT)
Initial advisory fee	0% - 3.42% (incl. VAT)
Annual management fee	1.71% p.a. (incl. VAT)
Annual advisory fee	0% - 1.14% (incl. VAT)
Performance fee	0% - 2.28% (incl. VAT)
Sharing ratio	15%

The performance fee applies to any excess performance of the fund relative to the benchmark measured over rolling two year periods. A fee of 15% of the fund's out-performance above the benchmark will be levied, capped at 2.28% (incl. VAT) per annum.

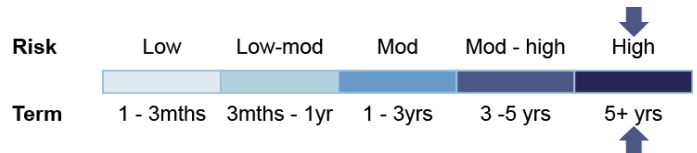
Total expense ratio (TER) (incl.VAT): 1.71%

**Income distribution (cpu)**

	Dividend	Interest	Total
Dec'13	0.163	0.015	0.178
Jun'14	0.148	0.016	0.165
Dec'14	0.130	0.050	0.180
Jun'15	0.310	0.110	0.420
Aug'14 - Jul'15	0.440	0.160	0.600

Distribution takes place Semi-annually : June, December

**Risk/profile reward**

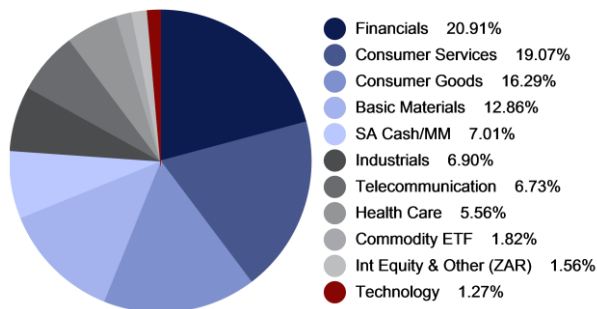


## Portfolio Comments

Global assets have produced fairly muted returns in US dollar terms this month. However the rand weakened by a substantial 4% which led to returns from Global Equities of +4.9% and +4.6% from Global Bonds in rand terms. Earlier this month, US Federal Reserve Chair Janet Yellen explicitly stated that she expects the first US rate hike to occur later this year, dependent on data. Yellen still believes that the appropriate pace of normalisation will be gradual, and that monetary policy will need to be highly supportive of economic activity for quite some time. US GDP grew by 2.3%q/q in the second quarter of 2015 (initial estimate). Growth was mostly driven by consumption, while business investment disappointed. US unemployment dropped to 5.3% from 5.5% with continued strong growth in private and non-farm payrolls. However the labour force participation rate dropped slightly. US Inflation remains well below the Fed's 2% target, at 0.1%. The SARB decided to increase interest rates by 25bps to 6.00% at its latest Monetary Policy Committee meeting. The decision largely reflects upside risks to inflation and the vulnerability of the rand, with concerns that rand weakness could push inflation sustainably above the 6% threshold. While the Reserve Bank acknowledges that the economy remains very weak, their primary mandate is to keep inflation under control. SA Inflation rose slightly to 4.7% from 4.6% but below expectations of a rise to 5%. SA unemployment eased to 25.0% in Q2 2015. Local Equities also experienced muted growth, rising 0.5% this month. Financial stocks gained 3.8% but Industrials lost -0.3% and Resources fell a hefty -8.5%. SA Listed Property gained 5.1%. Concerns remain around global economic conditions and asset class valuations and as a result we continue to prefer a diversified approach in the portfolio. We remain diversified across geography, industry and management style.

## Holdings

### Asset allocation



### Top holdings (%)

Metlife General Equity	14.43
First Ave SCI Gen Eq F B1	14.36
RMB ISMAE2 IND SWP 251123	11.60
RMB ISMAE IND SWP 021023	7.90
RMB MAE001 NOTE	5.13
Prescient Equity Quant B1	3.85
Anglo American Plc	1.28
Gold Fields Ltd	1.26
Sasol	1.24
BHP Billiton PLC	0.91

## Disclosures

Momentum Collective Investments (RF) (Pty) Ltd (the "Manager"), registration number 1987/004287/07, is authorised in terms of the Collective Investment Schemes Control Act (CISCA) to administer Collective Investment Schemes (CIS) in Securities. The Manager is the manager of the Momentum Collective Investments Scheme, and MMI Holdings Ltd is a full member of the Association for Savings and Investment SA. Standard Bank of South Africa Limited (+27 (0)21 441 4100 PO Box 54, Cape Town, 8000) is the trustee of the scheme. Ampersand Momentum Equity Fund is a portfolio of the Momentum Collective Investments Scheme and Ampersand Asset Management (Pty) Ltd, registration number: 2007/006571/07, an approved financial services provider (FSP number: 33676), is responsible for managing the assets of this portfolio. CIS are generally medium to long-term investments. The value of participatory interests may go down as well as up and past performance is not necessarily a guide to the future. CIS are traded at ruling prices and can engage in borrowing and scrip lending. The CIS may borrow up to 10% of the market value of the portfolio to bridge insufficient liquidity. Different classes of units apply to portfolios, which are subject to different fees and charges. A schedule of fees and charges and maximum commissions is available on request from the Manager. The Manager reserves the right to close and reopen certain portfolios from time to time in order to manage them more efficiently in accordance with their mandate. Portfolios are valued daily at approx. 15h00, latest prices can be viewed at [www.momentuminv.co.za](http://www.momentuminv.co.za). Forward pricing is used. Instructions must reach the Manager before 14h00 to ensure same-day value. The Manager does not provide any guarantee, either with respect to the capital or the return of this portfolio. Additional information on the proposed investment can be obtained, free of charge, at [www.momentuminv.co.za](http://www.momentuminv.co.za) or may be requested from the Manager.

Ampersand Momentum Equity Fund is a third party named CIS portfolio, the assets of which are administered by Ampersand Asset Management (Pty) Ltd, registration number: 2007/006571/07, a registered financial services provider, FSP number: 33676. The Manager retains full legal responsibility for all third party named CIS portfolios under the Momentum Collective Investments Scheme.

The Total Expense Ratio (TER) has been calculated using data from 01 July 2014 until 30 June 2015. The TER is disclosed as a percentage of the average Net Asset Value of the portfolio that was incurred as charges, levies and fees related to the management of the portfolio and underlying portfolios. The TER does not include transaction costs. The TER is calculated quarterly but may additionally be re-calculated with effect from any significant portfolio restructurings and/or fee changes occurring. A higher TER ratio does not necessarily imply a poor return, nor does a low TER imply a good return. The current TER cannot be regarded as an indication of future TER's.

Performance is calculated for a portfolio/portfolio class. Individual investor returns may differ as a result of fees, actual date(s) of investment, date(s) of reinvestment of income and withholding tax. Annualised returns, also known as Compound Annualised Growth Rates (CAGR), are calculated from cumulative returns; they provide an indication of the average annual return achieved from an investment that was held for the stated time period. Actual annual figures are available from the Manager on request. Performance figures quoted are from Morningstar, as at 31/07/2015, for a lump sum investment, using NAV-NAV prices with income distributions reinvested on the ex-dividend date. CPI/Inflation figures, where present, are lagged by one month.

This document should not be seen as an offer to purchase any specific product and is not to be construed as advice. Investors are encouraged to obtain independent professional investment and taxation advice before investing with or in any of the Manager's products.

## Contact and other information

### Scheme

**Momentum Collective Investments Scheme**

### Custodian/Trustee

Standard Bank of South Africa Limited  
Telephone: +27 (0)21 441 4100

### Management company

**Momentum Collective Investments (RF) (Pty) Ltd**  
13th Floor Tower 2, 102 Rivonia Road, Sandton, 2196  
Private Bag 9959, Sandton, 2146  
Facsimile: +27 (0)12 675 3889  
Call centre: 0860 111 899  
Email: [ci.clientservice@momentum.co.za](mailto:ci.clientservice@momentum.co.za)  
Web: [www.momentuminv.co.za](http://www.momentuminv.co.za)  
Registration no.: 1987/004287/07

### Third party manager

**Ampersand Asset Management (Pty) Ltd**  
An authorised financial services provider, FSP No: 33676  
1 Tuscany Office Park, 6 Coombe Place, Rivonia, 2191,  
Sandton, South Africa  
P.O. Box 926, Rivonia, 2128  
Telephone: +27 (0)11 803 6597  
Facsimile: +27 (0)11 803 6106  
Email: [queries@ampersandam.co.za](mailto:queries@ampersandam.co.za)  
Web: [www.ampersandam.co.za](http://www.ampersandam.co.za)  
Registration no.: 2007/006571/07

**ampers&nd**  
ASSET MANAGEMENT