

Ampersand Momentum Equity Fund

Monthly Feedback – 31 July 2014

Portfolio Objective

The Ampersand Momentum Equity Fund is an equity portfolio that seeks to sustain high long-term capital growth.

Investable Universe of Portfolio

The portfolio's investment universe consists of financially sound equity securities, preference shares, convertible bonds, property shares and property related securities listed on exchanges and assets in liquid form. The portfolio's equity exposure will always exceed 80% of its net asset value. The manager may also invest in participatory interests or any other form of participation in portfolios of collective investment schemes or other similar collective schemes which are consistent with the portfolio's investment policy. Where schemes are operated in territories other than South Africa, participatory interests will be included in the portfolio only where the regulatory environment is of sufficient standard to provide investor protection at least equal to that in South Africa. The portfolio may invest in financial instruments and may also include unlisted forward currency, interest rate and exchange rate swap transactions for efficient portfolio management purposes.

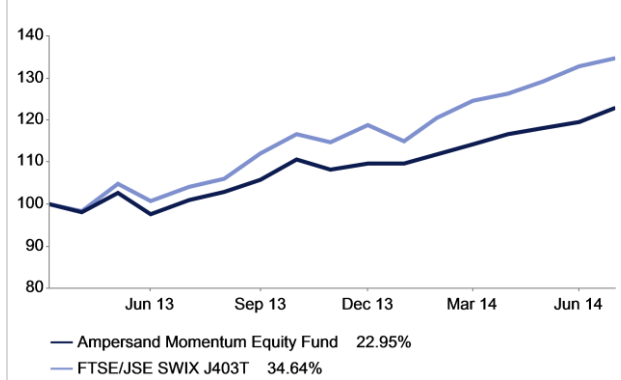
Portfolio Manager

Tom Barlow

Portfolio Comments

This month global markets retracted marginally with the MSCI World Index declining by 0.5%, while global bonds declined by 0.1%, in rand terms. The rand weakened by 0.7% against the US dollar, ending the month at R10.70/US\$. China saw a slight uptick in GDP to 7.5% from 7.4% in the previous quarter. This was the first sign of growth in 3 quarters as China's stimulus efforts seem to be making an impact. US unemployment saw a decrease of 20 bps to 6.1%. GDP surged to 4.0% in Q2 2014 from the disappointing -2.1% (a revision from -2.9%) in Q1 2014. The Fed continued to taper their QE program by US\$10 billion at this month's FOMC meeting. The interest rate remained unchanged. UK unemployment marginally decreased in line with expectations. CPI increased from 1.5% to 1.9%, surprising on the upside. The highest contributors to this uptick were the increase in alcohol and tobacco (5%), housing costs (3.2%) and clothing and footwear (2.4%). The JSE All Share index and All Bond index both saw marginal gains this month, rising 0.9% and 1.0% respectively. Most sectors contributed to this positive performance. Basic Materials (+5.8%) led gains, with Resources (+4.8%), Financials (+1.2%) and Industrials (1.4%) performing positively. Our portfolio saw positive gains this month. The biggest contributors were Anglo American (+11.3%), BHP Billiton (+6.2%), Naspers (+6.3%) and Woolworths (+6.1%). The largest detractors from performance were Sasol (-2.0%), SAB Miller (-5.2%) and City Lodge (-7.9%). We still believe that there are opportunities in the current global economic environment. The local equity market has remained resilient but equities remain volatile. We continue to monitor indicators closely and remain diversified across different strategies.

Investment Performance as at 31 July 2014

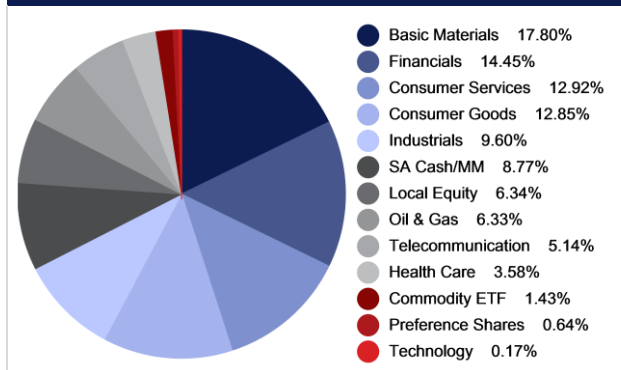


Portfolio Data

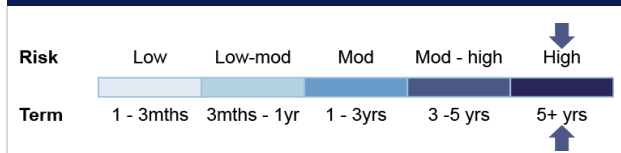
ASISA Classification	SA - Equity - General
Portfolio Benchmark	FTSE/JSE SWIX J403T
Type of Portfolio	Institutional
Portfolio Size	R 508.09 million
Launch Date	2 April 2013
Minimum Investment	Lump Sum R 10 000 Monthly R 1 000
Initial Management Fee (Class B)	0.00% (incl. VAT)
Annual Management Fee (Class B)	0.86% p.a. (incl. VAT)
Total Expense Ratio* (Class B)	1.15%

* 01 July 2013 to 30 June 2014

Asset Allocation as at 31 July 2014



Risk Classification



Distribution to Investors (CPU)				
	Dividend	Interest	Total	Yield %
Jun`13	0.131	0.095	0.225	-
Dec`13	0.578	0.054	0.632	0.649
Jun`14	0.491	0.054	0.546	0.501

Distribution takes place **Semi-annually** : June, December

DISCLAIMER

Collective Investment Schemes (CIS) in securities are generally medium to long term investments. The value of participatory interests may go down as well as up and past performance is not necessarily a guide to the future. All CIS are traded at ruling prices and can engage in borrowing and scrip lending. A schedule of fees and charges and maximum commissions is available on request from the Momentum Collective Investments (RF) (Pty) Ltd. Commission may be paid and if so, would be included in the overall costs. Forward pricing is used. Fluctuations or movements in exchange rates may cause the value of underlying international investments to go up or down. Momentum Collective Investments (RF) (Pty) Ltd reserves the right to close and reopen certain portfolios from time to time in order to manage them more efficiently. The Fund may borrow up to 10% of the market value of the portfolio to bridge insufficient liquidity. Different classes of participatory interests apply to certain portfolios, which are subject to different fees and charges. The exposure limit to a single security, in certain Specialist Equity portfolios, can be greater than is permitted for other portfolios in terms of the Collective Investments Schemes Control Act. Momentum Collective Investments (RF) (Pty) Ltd's portfolios are valued daily at 15h00. Instructions must reach Momentum Collective Investments (RF) (Pty) Ltd before 14h00 to ensure same day value.

Performance figures quoted are from Morningstar, as at the date of this factsheet, for a lump sum investment, using NAV-NAV prices with income distributions reinvested. CPI/Inflation figures are lagged by one month.

For the period from 01 July 2013 to 30 June 2014 the Total Expense Ratio (TER) is the percentage of the average Net Asset Value (NAV) of the portfolio incurred as charges, levies and fees related to the management of the portfolio. A higher TER does not necessarily imply a poor return, nor does a low TER imply a good return. The current TER cannot be regarded as an indication of future TERs.

Momentum Collective Investments (RF) (Pty) Ltd is the Manager of the Momentum Collective Investments Scheme, and a full member of the Association for Savings and Investment SA. The Standard Bank of South Africa Limited (PO Box 54, Cape Town, 8000) is the Trustee of Momentum Collective Investments Scheme. Although reasonable steps have been taken to ensure the validity and accuracy of the information in this document, Momentum Collective Investments (RF) (Pty) Ltd does not accept any responsibility for any claim, damages, loss or expense, howsoever arising, out of or in connection with the information in this document, whether by a client, investor or intermediary. This document should not be seen as an offer to purchase any specific product and is not to be construed as advice or guidance in any form whatsoever. Investors are encouraged to obtain independent professional investment and taxation advice before investing with or in any of Momentum Collective Investments (RF) (Pty) Ltd's product.

FAIS Conflict of Interest Disclosure: Please note that in most cases where the Financial Services Provider (FSP) is a related party to Ampersand Asset Management and/or Momentum, Ampersand Asset Management and/or the distributor earns additional fees apart from the FSP's client advisory fees. It is the FSP's responsibility to disclose additional fees to you as the client.