

**Ampersand Momentum CPI Plus 6 FoF**

Monthly Feedback – 31 March 2014

**Portfolio Objective**

The portfolio aims to generate positive returns over the short term while beating inflation by six percent over a three-year rolling period. The portfolio will be managed to achieve stable growth and will comply with the Prudential Investment Guidelines at all times.

**Investable Universe of Portfolio**

In order to achieve this objective, the assets normally included in the portfolio will consist of assets in liquid form and participatory interests of portfolios of collective investment schemes or other similar schemes in equity, bond, money or property markets, registered in South Africa, or portfolios of collective investment schemes or other similar schemes operated in territories with a regulatory environment which is to the satisfaction of the manager and trustee of a sufficient standard to provide investor protection at least equivalent to that in South Africa. The portfolio may invest in multi-asset class portfolios and is not limited to certain asset classes. The manager will be permitted to invest on behalf of the portfolio in offshore investments as permitted by legislation. The portfolio will aim to achieve a minimum of 60% and a maximum of 75% in equity exposure.

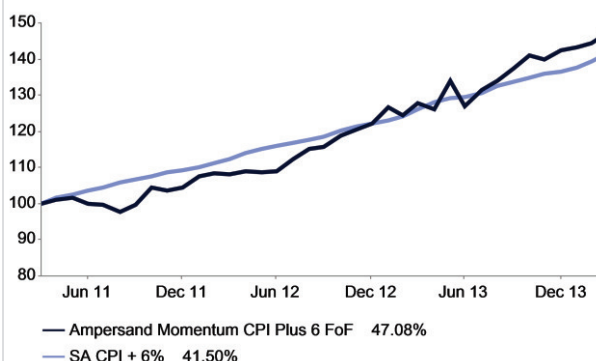
**Portfolio Manager**

Tom Barlow

**Portfolio Comments**

The MSCI World Index declined 1.7% this month, while global bonds declined 2.3%, in rand terms. The rand strengthened by 2.1% against the US dollar, ending the month at R10.53/US\$. At the latest US Federal Open Market Committee (FOMC) meeting the Fed continued to taper its bond buying program by a further US\$10 billion. The FOMC also reiterated that interest rates will remain accommodative even after QE comes to an end. US economic data was mixed. Unemployment rose marginally to 6.7% from 6.6%, inflation decreased to 1.1% from 1.6%, and Q4 GDP declined to 2.6% from 4.1%, slightly above expectations. Other developed market central banks remained accommodative, keeping interest rates unchanged in March. Asset purchase programmes, with the exception of the US, also remained unchanged. The recovery in the UK continues to gain momentum, with retail sales and production increasing. Unemployment remained steady at 7.2% while inflation declined to 1.7% from 1.9% due to falling prices of food, transport, beverages and other contributing commodities. Annual inflation in SA rose to 5.9% from 5.8% due to a number of factors such as higher petrol prices, food prices and hotel prices. The SARB left the Repo rate unchanged at the March meeting but highlighted that the rate is likely to increase over the medium term. The JSE All Share index and All bond index each gained 1.8%. Most sectors contributed to this positive performance. Mobile Telecoms (+12.4%) led gains, with Financials (+6.3%) and Industrials (+5.6%) following closely. Resources (-0.1%) declined over the period. We believe that risk-on remains, but proceed with caution. We seek to benefit from pockets of value where they still exist. The portfolio remains well diversified and positioned for potential uncertainty.

**Investment Performance as at 31 March 2014**

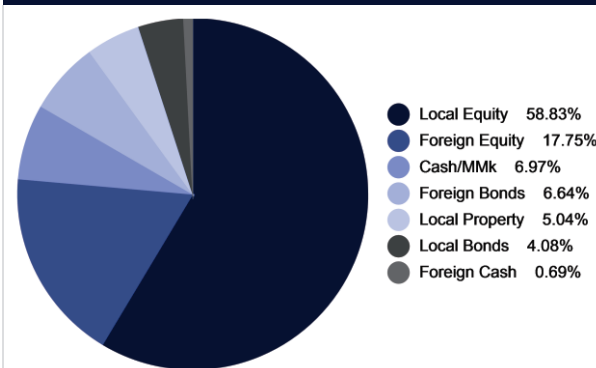


**Portfolio Data**

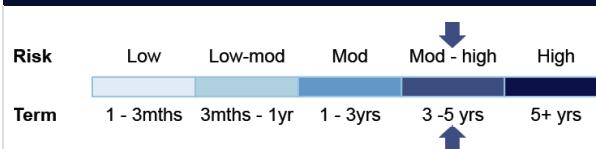
<b>ASISA Classification</b>	SA - Multi Asset - High Equity
<b>Portfolio Benchmark</b>	CPI + 6% (after fees)
<b>Type of Portfolio</b>	Retail
<b>Portfolio Size</b>	R 418.75 million
<b>Launch Date</b>	12 May 2008
<b>Minimum Investment</b>	Lump Sum R 10,000 Monthly R 1,000
<b>Initial Management Fee (Class A)</b>	0.00% (incl. VAT)
<b>Annual Management Fee (Class A)</b>	0.798% p.a. (incl. VAT)
<b>Total Expense Ratio* (Class A)</b>	1.70%

\* 01 January 2013 to 31 December 2013

**Asset Allocation as at 31 March 2014**



**Risk Classification**



**Distribution to Investors (CPU)**

	Dividend	Interest	Total	Yield %
Jun`12	0.447	0.283	0.731	0.663
Dec`12	0.241	0.219	0.461	0.417
Jun`13	0.579	0.601	1.180	0.957
Dec`13	0.206	0.654	0.860	0.678

*Distribution takes place Semi-annually : June, December*

**DISCLAIMER**

Collective Investment Schemes (CIS) in securities are generally medium to long term investments. The value of participatory interests may go down as well as up and past performance is not necessarily a guide to the future. All CIS are traded at ruling prices and can engage in borrowing and scrip lending. A schedule of fees and charges and maximum commissions is available on request from the Momentum Collective Investments Limited. Commission may be paid and if so, would be included in the overall costs. A Fund of Funds portfolio is a portfolio that invests in portfolios of collective investment schemes, which levy their own charges, which could result in a higher fee structure for these portfolios. Forward pricing is used. Fluctuations or movements in exchange rates may cause the value of underlying international investments to go up or down. Momentum Collective Investments Limited reserves the right to close and reopen certain portfolios from time to time in order to manage them more efficiently. The Fund may borrow up to 10% of the market value of the portfolio to bridge insufficient liquidity. Different classes of participatory interests apply to certain portfolios, which are subject to different fees and charges. Momentum Collective Investments Limited's portfolios are valued daily at 08h30. Instructions must reach Momentum Collective Investments Limited before 14h00 to ensure same day value.

Performance figures quoted are from Morningstar, as at the date of this factsheet, for a lump sum investment, using NAV-NAV prices with income distributions reinvested. CPI/Inflation figures are lagged by one month.

For the period from 01 January 2013 to 31 December 2013 the Total Expense Ratio (TER) is the percentage of the average Net Asset Value (NAV) of the portfolio incurred as charges, levies and fees related to the management of the portfolio. A higher TER does not necessarily imply a poor return, nor does a low TER imply a good return. The current TER cannot be regarded as an indication of future TERs.

Momentum Collective Investments Limited is the Manager of the Momentum Collective Investments Scheme, and a full member of the Association for Savings and Investment SA. The Standard Bank of South Africa Limited (PO Box 54, Cape Town, 8000) is the Trustee of Momentum Collective Investments Scheme. Although reasonable steps have been taken to ensure the validity and accuracy of the information in this document, Momentum Collective Investments Limited does not accept any responsibility for any claim, damages, loss or expense, howsoever arising, out of or in connection with the information in this document, whether by a client, investor or intermediary. This document should not be seen as an offer to purchase any specific product and is not to be construed as advice or guidance in any form whatsoever. Investors are encouraged to obtain independent professional investment and taxation advice before investing with or in any of Momentum Collective Investments Limited's product.

FAIS Conflict of Interest Disclosure: Please note that in most cases where the Financial Services Provider (FSP) is a related party to Ampersand Asset Management and/or Momentum, Ampersand Asset Management and/or the distributor earns additional fees apart from the FSP's client advisory fees. It is the FSP's responsibility to disclose additional fees to you as the client.