

# Ampersand Momentum CPI Plus 4 Fund of Funds

Momentum Collective Investment Scheme (CIS) portfolio

Class A | Minimum Disclosure Document (MDD) as at 31 March 2017

Assets managed by: Ampersand Asset Management

## Portfolio profile

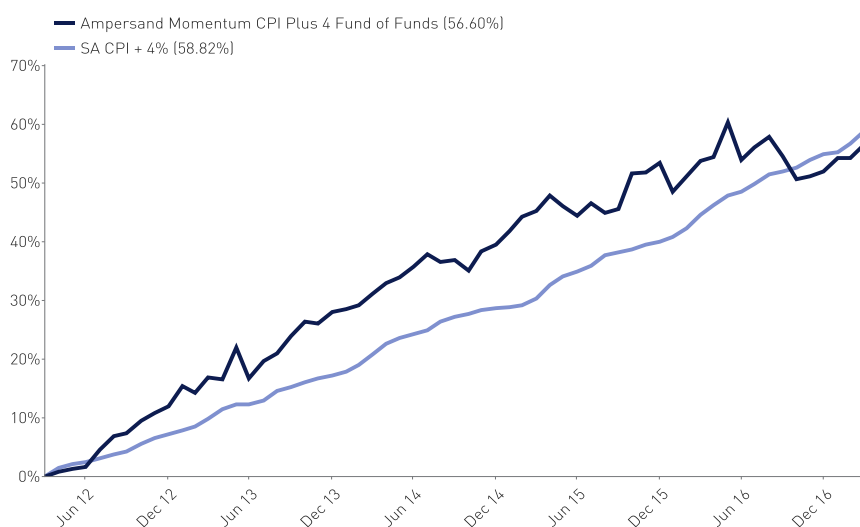
The fund is a moderate multi-managed portfolio that focuses on providing investors with long term real returns and a degree of capital stability over the short to medium term. The fund will aim to capture a degree of positive market movements while providing protection in difficult periods. The fund is part of the SA Multi-Asset Medium Equity ASISA category and is limited to holding between 40% and 50% equity assets.

## Investment strategy

The fund will invest in a diversified pool of assets with various different investment strategies and investment managers being utilised to achieve its objectives. The fund can include both active and passive strategies to achieve the set objectives. The fund's primary objective is to provide outperformance of SA CPI plus 4% p.a. over a rolling 3 year basis with a secondary objective where the fund aims to provide capital protection over all rolling 18 month intervals.

## Portfolio performance

### 5 year cumulative performance graph



## Annualised performance

|           | 1 year | 3 years | 5 years | 7 years | Launch |
|-----------|--------|---------|---------|---------|--------|
| Fund      | 1.82%  | 6.10%   | 9.39%   | 9.21%   | 8.29%  |
| Benchmark | 9.79%  | 9.56%   | 9.69%   | 9.46%   | 9.72%  |
| Sector    | 2.47%  | 6.09%   | 9.65%   | 9.36%   | 8.09%  |
| Rank      | 53/81  | 33/58   | 24/44   | 24/39   | 20/36  |
| High[1]   | 9.76%  | 16.29%  | 20.38%  | 20.38%  | 20.38% |
| Low[1]    | -0.91% | -0.91%  | -0.91%  | -0.91%  | -2.14% |
| Cash      | 7.56%  | 6.77%   | 6.19%   | 6.17%   | 6.95%  |
| Inflation | 6.27%  | 5.75%   | 5.80%   | 5.52%   | 5.78%  |

[1] High/Low – highest/lowest 1 year return of the portfolio/class of portfolio during the period detailed.

Benchmark – With effect from 30/09/2016, the source and method of calculation for all CPI-plus benchmarks were changed. Previously, all figures were sourced from Morningstar using its methodology. From 30/09/2016, all figures are sourced from the Momentum Performance Team using its methodology. Details of all methodologies are available on request from the Manager.

## Portfolio information

|                           |                                  |
|---------------------------|----------------------------------|
| Portfolio inception       | 12 May 2008                      |
| Portfolio size            | R 1.45 billion                   |
| Launch date               | 12 May 2008                      |
| Launch price              | 100.00 (cpu)                     |
| Latest price (31/03/2017) | 160.81 (cpu)                     |
| Benchmark                 | CPI + 4% (after fees)            |
| ASISA sector              | SA - Multi Asset - Medium Equity |

### Codes

|      |              |
|------|--------------|
| JSE  | VPCFF        |
| ISIN | ZAE000118956 |

### Minimum investment

|          |          |         |         |
|----------|----------|---------|---------|
| Lump sum | R 10,000 | Monthly | R 1,000 |
|----------|----------|---------|---------|

### Portfolio managers

Tom Barlow, BCom (Economics), CFA

### Portfolio charges and ratios

|                        |                         |
|------------------------|-------------------------|
| Initial management fee | 0.00% (incl. VAT)       |
| Initial advisory fee   | 0% - 3.42% (incl. VAT)  |
| Annual management fee  | 0.798% p.a. (incl. VAT) |
| Annual advisory fee    | 0% - 1.14% (incl. VAT)  |

Financial year end TER: 1.78% (incl. VAT)

The disclosed Financial year end TER (total expense ratio) is shown as an annual percentage based on data for the period from 01 July 2015 to 30 June 2016.

### Cost ratios (incl. VAT) as at 31 December 2016:

| TER (%) | TC (%) | TIC (%) |
|---------|--------|---------|
| 1.79%   | 0.03%  | 1.83%   |

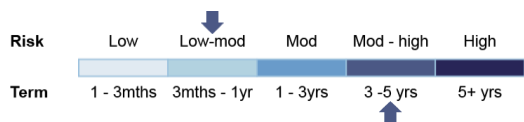
TER (%): Total Expense Ratio, TC (%): Transactions Costs Ratio, TIC (%): Total Investment Charges (TER (%) + TC (%))  
Please see Disclosures section for further information on cost ratios

### Income distribution (cpu)

|                 | Dividend | Interest | Total |
|-----------------|----------|----------|-------|
| Nov'15          | 0.527    | 0.654    | 1.187 |
| Dec'15          | 0.000    | 0.000    | 0.000 |
| Jun'16          | 1.140    | 1.680    | 2.820 |
| Dec'16          | 0.270    | 0.347    | 0.617 |
| Apr'16 - Mar'17 | 1.410    | 2.027    | 3.437 |

Distribution takes place Semi-annually : June, December

## Risk/reward profile and 3 year statistics



|                                  |         |
|----------------------------------|---------|
| Standard deviation <sup>1)</sup> | 6.02    |
| Sharpe ratio <sup>2)</sup>       | -0.08   |
| Information ratio <sup>3)</sup>  | -0.59   |
| Largest negative monthly return  | -3.98   |
| Number of positive months        | 26 / 36 |

<sup>1)</sup>Standard deviation – measures the volatility of fund returns    <sup>2)</sup>Sharpe ratio – fund return minus cash return (STeFI composite), divided by the Standard deviation (of fund returns)

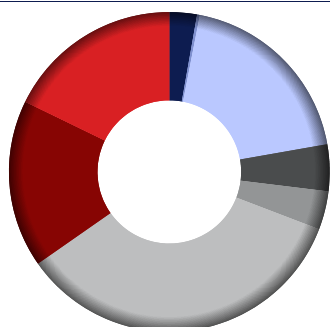
<sup>3)</sup>Information ratio – return per unit of risk against the benchmark

### Specific risks

The fund is permitted to invest in foreign securities which, within portfolios, may have additional material risks, depending on the specific risks affecting that country, such as: potential constraints on liquidity and the repatriation of funds; macroeconomic risks; political risks; foreign exchange risks; tax risks; settlement risks; and potential limitations on the availability of market information. Fluctuations or movements in exchange rates may cause the value of underlying international investments to go up or down. Investors are reminded that an investment in a currency other than their own may expose them to a foreign exchange risk.

## Holdings

### Asset type allocation (look through) (%)



|                    |       |
|--------------------|-------|
| ■ African FI       | 3.02  |
| ■ Commodity ETF    | 0.09  |
| ■ Foreign Equity   | 19.33 |
| ■ Foreign FI       | 4.77  |
| ■ Foreign Property | 3.76  |
| ■ Local Equity     | 34.38 |
| ■ Local FI         | 16.92 |
| ■ Local Property   | 17.74 |

### Portfolio holdings (%)

|  |       |
|--|-------|
| Ampersand Momentum Equity B1           | 30.50 |
| VPFP International Growth IC A         | 26.47 |
| Ampersand Momentum Flex Property Inc B | 19.11 |
| Saffron MET Active Bond B              | 12.51 |
| Saffron African Yield Opp B            | 3.02  |
| Saffron MET Top 20 B                   | 1.88  |
| Saffron MET Opportunity Inc C1         | 1.46  |
| Saffron MET Active Bond ABIL RF        | 0.39  |
| Saffron MET Opportunity Inc ABIL RF    | 0.05  |
| STANLIB Extra Income ABIL RF           | 0.01  |
| SA Cash/Money Market                   | 4.59  |

## Portfolio objective/investment policy

The Ampersand Momentum CPI Plus 4 Fund of Funds portfolio is an asset allocation fund of funds portfolio. The portfolio aims to beat inflation by four percent over a three-year rolling period. The portfolio will be managed to achieve relatively stable growth and will comply with the Prudential Investment Guidelines at all times. In order to achieve this objective, the assets normally included in the portfolio will consist of assets in liquid form and participatory interests of portfolios of collective investment schemes or other similar schemes in equity, bond, money or property markets, registered in South Africa, or portfolios of collective investment schemes or other similar schemes operated in territories with a regulatory environment which is of a sufficient standard to provide investor protection at least equivalent to that in South Africa. The portfolio may invest in multi-asset class portfolios and is not limited to certain asset classes. The manager will be permitted to invest on behalf of the portfolio in offshore investments as permitted by legislation. The portfolio will aim to achieve a minimum of 40% and a maximum of 50% in equity exposure. The trustees shall ensure that the investment policy is adhered to, provided that nothing shall preclude the manager from varying the ratios of participatory interests, to maximise capital growth and investment potential in a changing economic environment or market conditions or to meet the requirements, if applicable, of any exchange formally recognised in terms of legislation and from retaining cash or placing cash on deposit in terms of the deed and supplemental deed; provided that the manager shall ensure that the aggregate value of the assets comprising the portfolio shall consist of participatory interests and assets in liquid form of the aggregate value required by the Act. For the purposes of this portfolio, the manager shall reserve the right to close the portfolio to new investors. This will be done in order to be able to manage the portfolio in accordance with its mandate. The manager shall determine the critical size from time to time.

## Portfolio limits and constraints

- The portfolio may invest in multi-asset class portfolios and is not limited to certain asset classes.
- Max 25% in offshore investments plus 5% in Africa.
- The portfolio will aim to achieve a minimum of 40% and a maximum of 50% in equity exposure.
- The portfolio will be managed in accordance with prudential investment guidelines for retirement funds.
- This is a third party portfolio.

## Contact and other information

### Scheme

Momentum Collective Investments Scheme

### Custodian/Trustee

Standard Bank of South Africa Limited

Telephone: +27 (0)21 441 4100

Registration no.: 1962/000738/06

### Management company

Momentum Collective Investments (RF) (Pty) Ltd

268 West Avenue, Centurion, 0157

PO Box 7400, Centurion, 0046

Facsimile: +27 (0)12 675 3889

Call centre: 0860 111 899

Email: ci.clientservice@momentum.co.za

Web: www.momentuminv.co.za

Registration no.: 1987/004287/07

### Third party manager

Ampersand Asset Management (Pty) Ltd

1 Tuscany Office Park, 6 Coombe Place, Rivonia, 2191, Sandton

P.O. Box 926, Rivonia, 2128

An authorised financial services provider, FSP No: 33676

Telephone: +27 (0)11 803 6597

Facsimile: +27 (0)11 803 6106

Email: queries@ampersandam.co.za

Web: www.ampersandam.co.za

Registration no.: 2007/006571/07

## Disclosures

Momentum Collective Investments (RF) (Pty) Ltd (the "Manager"), registration number 1987/004287/07, is authorised in terms of the Collective Investment Schemes Control Act, No 45 of 2002 (CISCA) to administer Collective Investment Schemes (CIS) in Securities. The Manager is the manager of the Momentum Collective Investments Scheme, and MMI Holdings Ltd is a full member of the Association for Savings and Investment SA. Standard Bank of South Africa Limited, registration number 1962/000738/06, is the trustee of the scheme.

Ampersand Momentum CPI Plus 4 Fund of Funds is a portfolio of the Momentum Collective Investments Scheme and Ampersand Asset Management (Pty) Ltd, registration number: 2007/006571/07, an authorised financial services provider ("FSP") under the Financial Advisory and Intermediary Services Act No. 37 of 2002 ("FAIS"), FSP number: 33676, is the investment manager of this portfolio.

Ampersand Momentum CPI Plus 4 Fund of Funds is a co-named portfolio, operating under an agreement entered into between the Manager and Ampersand Asset Management (Pty) Ltd, registration number: 2007/006571/07, an authorised FSP under FAIS, FSP number: 33676. A co-named portfolio is a third party named portfolio bearing the name of both the Manager and the FSP, where the FSP undertakes financial services of a discretionary nature, as contemplated in FAIS, in relation to the assets of the portfolio. The Manager retains full legal responsibility for all third party named portfolios under the Momentum Collective Investments Scheme. This information is not advice, as defined in the Financial Advisory and Intermediary Services Act (No. 37 of 2002). Please note that there may be representatives of the FSP acting under supervision. Your financial adviser may be a related party to the FSP and/or the Manager of this portfolio. It is your financial adviser's responsibility to disclose details of any conflicts of interests that may apply, as well as all fees that they receive, in relation to an investment in this portfolio.

Ampersand Momentum CPI Plus 4 Fund of Funds is a Fund of Funds CIS portfolio. A Fund of Funds, apart from assets in liquid form, consists solely of participatory interests in portfolios of CIS, which may levy their own charges, which could result in a higher fee structure for Fund of Funds than some other forms of CIS portfolios.

The Total Expense Ratio (TER) is the percentage of the net asset value of the class of the Financial Product incurred as expenses relating to the administration of the Financial Product. A higher TER does not necessarily imply a poor return, nor does a low TER imply a good return. A current TER may not necessarily be an accurate indication of future TER's. The disclosed TER is shown as an annual percentage based on data for the period from 17 November 2015 to 31 December 2016. The Transaction Costs Ratio (TC) is the percentage of the net asset value of the Financial Product incurred as costs relating to the buying and selling of the assets underlying the Financial Product. Transaction costs are a necessary cost in administering the Financial Product and impacts Financial Product returns. The TC should not be considered in isolation as returns may be impacted by many other factors over time including market returns, the type of Financial Product, the investment decisions of the investment manager and the TER. The disclosed TC is shown as an annual percentage based on data for the period from 17 November 2015 to 31 December 2016. The Total Investment Charges (TIC) is the sum of the TER and the TC and is shown as a percentage depicting the annual costs relating to the investment of the Financial Product. Cost ratios are calculated using historical actual and/or estimated data and are provided solely as an indication/guide as to the annual expenses/costs that could be incurred. These ratios do not represent any current/actual charges or fees.

All portfolio performance is calculated for a portfolio/portfolio class. Individual investor returns may differ as a result of fees, actual date(s) of investment, date(s) of reinvestment of income and withholding tax. Annualised returns, also known as Compound Annualised Growth Rates (CAGR), are calculated from cumulative returns; they provide an indication of the average annual return achieved from an investment that was held for the stated time period. Actual annual figures are available from the Manager on request. All portfolio performance figures quoted (tables and charts where present) are as at 31/03/2017, based on a lump sum investment, using NAV-NAV prices with income distributions reinvested on the ex-dividend date. CPI/Inflation figures, where present, are lagged by one month. Cash figures, where present, are STeFI Composite Index returns. All figures quoted in ZAR. Source: Morningstar and/or Momentum.

CIS are generally medium to long-term investments. The value of participatory interests may go down as well as up and past performance is not necessarily a guide to the future. CIS are traded at ruling prices and can engage in borrowing and scrip lending. The CIS may borrow up to 10% of the market value of the portfolio to bridge insufficient liquidity. Different classes of units apply to portfolios, which are subject to different fees and charges. A schedule of fees and charges and maximum commissions is available on request from the Manager. The Manager reserves the right to close and reopen certain portfolios to new investors from time to time in order to manage them more efficiently in accordance with their mandate. Portfolios are valued daily at approx. 15h00, latest prices can be viewed at www.momentuminv.co.za and in some national newspapers. Forward pricing is used. Instructions must reach the Manager before 14h00 to ensure same-day value. The Manager does not provide any guarantee, either with respect to the capital or the return of this portfolio. Additional information on the proposed investment including, but not limited to, brochures, application forms and the annual report and any half yearly report can be obtained, free of charge, at www.momentuminv.co.za or on request from the Manager.

This document should not be seen as an offer to purchase any specific product and is not to be construed as advice. Investors are encouraged to obtain independent professional investment and taxation advice before investing with or in any of the Manager's products.