

## Ampersand Momentum CPI Plus 2 Fund of Funds

Momentum Collective Investment Scheme (CIS) portfolio

Class A | Monthly Fund Fact Sheet (FFS) as at 31 May 2016

Assets managed by: Ampersand Asset Management

### Portfolio Objective

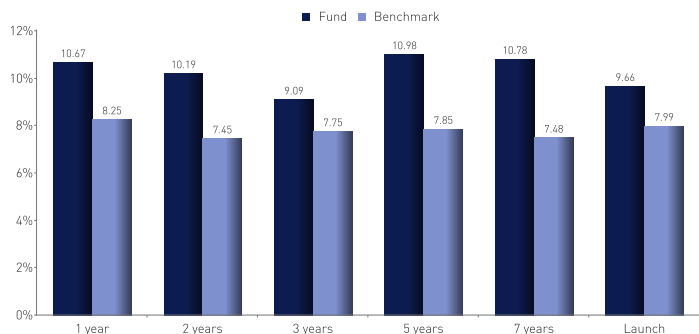
The portfolio aims to generate positive returns over the short term while beating inflation by two percent over a three-year rolling period. The portfolio will be managed to achieve stable growth and will comply with the Prudential Investment Guidelines at all times.

### Investable Universe of Portfolio

In order to achieve this objective, the assets normally included in the portfolio will consist of assets in liquid form and participatory interests of portfolios of collective investment schemes or other similar schemes in equity, bond, money or property markets, registered in South Africa, or portfolios of collective investment schemes or other similar schemes operated in territories with a regulatory environment which is to the satisfaction of the manager and trustee of a sufficient standard to provide investor protection at least equivalent to that in South Africa. The portfolio may invest in multi-asset class portfolios and is not limited to certain asset classes. The manager will be permitted to invest on behalf of the portfolio in offshore investments as permitted by legislation. The portfolio will aim to achieve a minimum of 20% and a maximum of 30% in equity exposure.

### Portfolio Performance

#### Annualised returns (%)

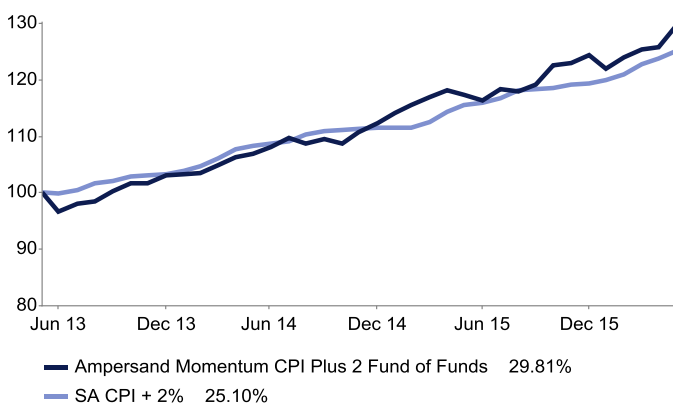


#### Yearly returns (%)

	May 09	May 10	May 11	May 12	May 13	May 14	May 15	May 16
Fund	3.76	10.25	10.33	10.70	17.16	6.91	9.72	10.67
BM	10.12	6.97	6.16	8.12	7.87	8.34	6.66	8.25

This table provides the individual 1 year returns, for both fund and benchmark that underlie the longer term annualised return periods provided in the bar chart above.

#### Cumulative returns over 3 years (%)



### Portfolio information

Portfolio inception	12 May 2008
Portfolio size	R 1.51 billion
Launch date	12 May 2008
Launch price	100.00 (cpu)
Latest price (31/05/2016)	163.33 (cpu)
Benchmark	CPI + 2% (after fees)
ASISA sector	SA - Multi Asset - Low Equity
Regulation 28 compliant	Yes

#### Codes

JSE	VPCFC
ISIN	ZAE000118964

#### Minimum investment

Lump sum	R 10,000	Monthly	R 1,000
----------	----------	---------	---------

#### Portfolio managers

Tom Barlow, BCom (Economics), CFA

#### Portfolio charges

Initial management fee	0.00% (incl. VAT)
Initial advisory fee	0% - 3.42% (incl. VAT)
Annual management fee	0.798% p.a. (incl. VAT)
Annual advisory fee	0% - 1.14% (incl. VAT)

#### Cost ratios

Total Expense Ratio (TER):	1.55% (incl. VAT)
Transaction Costs (TC):	0.00% (incl. VAT)
Total Investment Charges (TER+TC):	1.56% (incl. VAT)

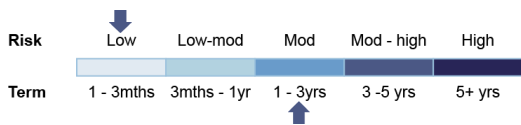
Please see Disclosures section for further information on cost ratios

### Income distribution (cpu)

	Dividend	Interest	Total
Dec'14	0.447	0.957	1.404
Jun'15	0.451	0.871	1.322
Nov'15	0.469	1.077	1.552
Dec'15	0.000	0.000	0.000
Jun'15 - May'16	0.920	1.949	2.874

Distribution takes place Semi-annually : June, December

**Risk/reward profile and 3 year statistics**



Standard deviation <sup>1)</sup>	4.40
Sharpe ratio <sup>2)</sup>	0.66
Largest negative monthly return	-3.34
Number of positive months	28 / 36

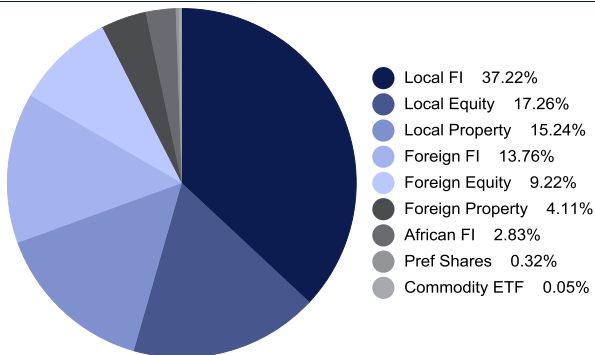
**Specific risks**

The fund is permitted to invest in foreign securities which, within portfolios, may have additional material risks, depending on the specific risks affecting that country, such as: potential constraints on liquidity and the repatriation of funds; macroeconomic risks; political risks; foreign exchange risks; tax risks; settlement risks; and potential limitations on the availability of market information. Fluctuations or movements in exchange rates may cause the value of underlying international investments to go up or down. Investors are reminded that an investment in a currency other than their own may expose them to a foreign exchange risk.

<sup>1)</sup>Standard deviation – measures the volatility of fund returns <sup>2)</sup>Sharpe ratio – fund return minus cash return (STeFI composite), divided by the Standard deviation (of fund returns)

**Holdings**

**Asset allocation (look through)**



**Portfolio holdings (%)**

VPFP International Cautious IC A	26.53
Saffron MET Inflation Linked Bond B	18.33
Ampersand Momentum Equity B	16.84
Ampersand Momentum Flex Property Inc	15.72
Saffron MET Opportunity Income C1	10.33
Element Specialist Income C	3.75
Coronation Strategic Income	2.85
Saffron African Yield Opportunity B	2.83
Saffron MET Top 20 B	0.89
Saffron MET Inflation Linked Bond ABIL RF	0.44
Saffron MET Opportunity Income ABIL RF A	0.21
Local Cash/Money Market	1.29

**Monthly Comment**

The MSCI AC World Index and global bonds gained 11.05% and 9.56% respectively in Rand terms.

The US economy has continued to grow at a relatively fast pace. Although the pace of job creation slowed, the unemployment rate remained unchanged at 5.0%. The Fed indicated that the likelihood for two hikes this year remained a possibility. Janet Yellen said that higher rates in “coming months” looked appropriate if economic growth picked up as expected and the labour market continues to improve. While significant progress has been made in the labour market, inflation remains benign.

In South Africa, inflation eased marginally to 6.20% y/y after moderating to 6.30% y/y previously. The improved inflation number was mainly due to lower oil prices and a relatively small increase in the fuel levy. However, inflation is forecasted to increase over the next couple of months. The upward pressure will mainly come from further increases in the food and fuel price as well as a weaker Rand. In addition, South Africa’s trade balance recorded a modest surplus of R420 million. Overall, the trade balance has improved over the past year. The Monetary Policy Committee left interest rates unchanged.

Moody’s Investors Service confirmed South Africa’s rating at Baa2, with a negative outlook. Moody’s could change the rating outlook from negative to stable if the government were to deliver on commitment that support growth and a reduction in government debt.

The JSE All Share Total Return ended the month up 1.84%. SA Listed Property and Resources lost -3.47% and -3.81% respectively. Local bonds lost -1.49% whereas Industrials gained 0.03%.

We remain cautiously optimistic about the portfolios. There may be significant “noise” and uncertainty affecting markets but we believe in our philosophy and by remaining committed to it assist in ensuring our client’s long term investment objectives are met. We urge investors to remain patient and committed to their chosen investment strategy.

**Disclosures**

Momentum Collective Investments (RF) (Pty) Ltd (the "Manager"), registration number 1987/004287/07, is authorised in terms of the Collective Investment Schemes Control Act (CISCA) to administer Collective Investment Schemes (CIS) in Securities. The Manager is the manager of the Momentum Collective Investments Scheme, and MMI Holdings Ltd is a full member of the Association for Savings and Investment SA. Standard Bank of South Africa Limited (+27 (0)21 441 4100 PO Box 54, Cape Town, 8000) is the trustee of the scheme. Ampersand Momentum CPI Plus 2 Fund of Funds is a portfolio of the Momentum Collective Investments Scheme and Ampersand Asset Management (Pty) Ltd, registration number: 2007/006571/07, an approved financial services provider (FSP) under the Financial Advisory and Intermediary Services Act (No. 37 of 2002), FSP number: 33676, is responsible for managing the assets of this portfolio. CIS are generally medium to long-term investments. The value of participatory interests may go down as well as up and past performance is not necessarily a guide to the future. CIS are traded at ruling prices and can engage in borrowing and scrip lending. The CIS may borrow up to 10% of the market value of the portfolio to bridge insufficient liquidity. Different classes of units apply to portfolios, which are subject to different fees and charges. A schedule of fees and charges and maximum commissions is available on request from the Manager. The Manager reserves the right to close and reopen certain portfolios to new investors from time to time in order to manage them more efficiently in accordance with their mandate. Portfolios are valued daily at approx. 15h00, latest prices can be viewed at [www.momentuminv.co.za](http://www.momentuminv.co.za). Forward pricing is used. Instructions must reach the Manager before 14h00 to ensure same-day value. The Manager does not provide any guarantee, either with respect to the capital or the return of this portfolio. Additional information on the proposed investment can be obtained, free of charge, at [www.momentuminv.co.za](http://www.momentuminv.co.za) or may be requested from the Manager.

Ampersand Momentum CPI Plus 2 Fund of Funds is a Fund of Funds CIS portfolio. A Fund of Funds, apart from assets in liquid form, consists solely of participatory interests in portfolios of CIS, which may levy their own charges, which could result in a higher fee structure for Fund of Funds than some other forms of CIS portfolios.

Ampersand Momentum CPI Plus 2 Fund of Funds is a third party named CIS portfolio, the assets of which are administered by Ampersand Asset Management (Pty) Ltd, registration number: 2007/006571/07, a registered financial services provider, FSP number: 33676. The Manager retains full legal responsibility for all third party named CIS portfolios under the Momentum Collective Investments Scheme.

The Total Expense Ratio (TER) is the percentage of the net asset value of the class of the Financial Product incurred as expenses relating to the administration of the Financial Product. A higher TER does not necessarily imply a poor return, nor does a low TER imply a good return. A current TER may not necessarily be an accurate indication of future TER's. The disclosed TER is shown as an annual percentage based on data for the period from 01 January 2013 to 31 December 2015. The Transaction Costs (TC) is the percentage of the net asset value of the Financial Product incurred as costs relating to the buying and selling of the assets underlying the Financial Product. TC are a necessary cost in administering the Financial Product and impacts Financial Product returns. It should not be considered in isolation as returns may be impacted by many other factors over time including market returns, the type of Financial Product, the investment decisions of the investment manager and the TER. The disclosed TC is shown as an annual percentage based on data for the period from 01 January 2013 to 31 December 2015. The Total Investment Charges (TIC), the TER + the TC, is the percentage of the net asset value of the class of the Financial Product incurred as costs relating to the investment of the Financial Product. It should be noted that a TIC is the sum of two calculated ratios (TER+TC). The TER and TC have been calculated using historical actual and/or estimated data and are provided solely as an indication/guide as to the annual expenses/costs that could be incurred. These ratios do not represent any current/actual charges or fees.

Performance is calculated for a portfolio/portfolio class. Individual investor returns may differ as a result of fees, actual date(s) of investment, date(s) of reinvestment of income and withholding tax. Annualised returns, also known as Compound Annualised Growth Rates (CAGR), are calculated from cumulative returns; they provide an indication of the average annual return achieved from an investment that was held for the stated time period. Actual annual figures are available from the Manager on request. Performance figures quoted are from Morningstar, as at 31/05/2016, for a lump sum investment, using NAV-NAV prices with income distributions reinvested on the ex-dividend date. CPI/Inflation figures, where present, are lagged by one month. Cash figures, where present, are STeFI Composite Index returns.

This document should not be seen as an offer to purchase any specific product and is not to be construed as advice. Investors are encouraged to obtain independent professional investment and taxation advice before investing with or in any of the Manager's products.

**Contact and other information****Scheme**

Momentum Collective Investments Scheme

**Custodian/Trustee**

Standard Bank of South Africa Limited  
Telephone: +27 (0)21 441 4100

**Management company**

Momentum Collective Investments (RF) (Pty) Ltd  
13th Floor Tower 2, 102 Rivonia Road, Sandton, 2196  
Private Bag 9959, Sandton, 2146  
Facsimile: +27 (0)12 675 3889  
Call centre: 0860 111 899  
Email: [ci.clientservice@momentum.co.za](mailto:ci.clientservice@momentum.co.za)  
Web: [www.momentuminv.co.za](http://www.momentuminv.co.za)  
Registration no.: 1987/004287/07

**Third party manager**

Ampersand Asset Management (Pty) Ltd  
An authorised financial services provider, FSP No: 33676  
1 Tuscany Office Park, 6 Coombe Place, Rivonia, 2191,  
Sandton  
P.O. Box 926, Rivonia, 2128  
Telephone: +27 (0)11 803 6597  
Facsimile: +27 (0)11 803 6106  
Email: [queries@ampersandam.co.za](mailto:queries@ampersandam.co.za)  
Web: [www.ampersandam.co.za](http://www.ampersandam.co.za)  
Registration no.: 2007/006571/07