

**Ampersand Momentum CPI Plus 4 Fund of Funds**

Momentum Collective Investment Scheme (CIS) portfolio

Class A | Minimum Disclosure Document (MDD) as at 30 April 2015

Assets managed by: Ampersand Asset Management

**Portfolio Objective**

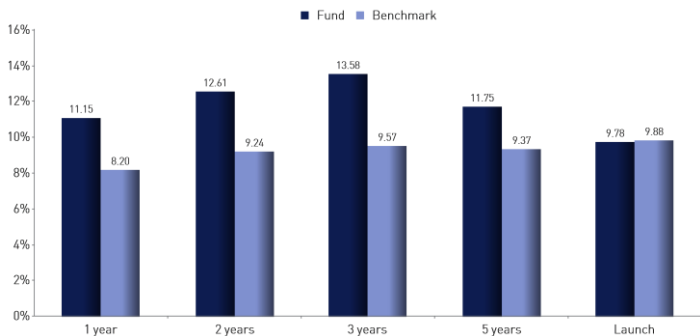
The portfolio aims to beat inflation by four percent over a three-year rolling period. The portfolio will be managed to achieve relatively stable growth and will comply with the Prudential Investment Guidelines at all times.

**Investable Universe of Portfolio**

In order to achieve this objective, the assets normally included in the portfolio will consist of assets in liquid form and participatory interests of portfolios of collective investment schemes or other similar schemes in equity, bond, money or property markets, registered in South Africa, or portfolios of collective investment schemes or other similar schemes operated in territories with a regulatory environment which is to the satisfaction of the manager and trustee of a sufficient standard to provide investor protection at least equivalent to that in South Africa. The portfolio may invest in multi-asset class portfolios and is not limited to certain asset classes. The manager will be permitted to invest on behalf of the portfolio in offshore investments as permitted by legislation. The portfolio will aim to achieve a minimum of 40% and a maximum of 50% in equity exposure.

**Performance**

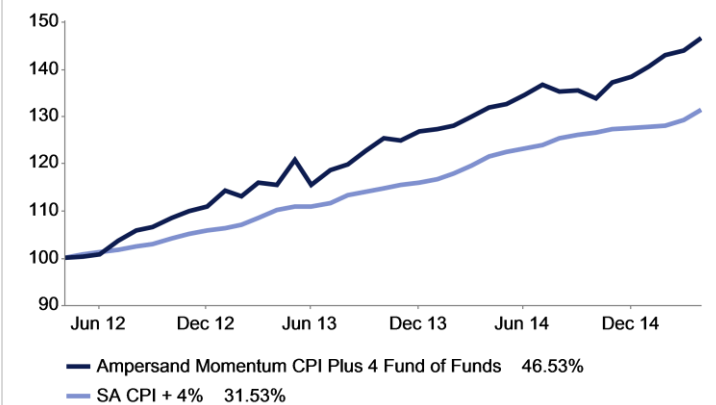
**Annualised returns (%)**



**Yearly returns (%)**

	Apr 10	Apr 11	Apr 12	Apr 13	Apr 14	Apr 15
Fund	16.12	9.43	8.67	15.54	14.09	11.15
BM	9.07	8.24	10.24	9.98	10.47	8.75

**Cumulative (%)**



**Portfolio information**

Portfolio inception	12 May 2008
Portfolio size	R 1.58 billion
Launch date	12 May 2008
Launch price	100.00 (cpu)
Latest price (30/04/2015)	157.36 (cpu)
Benchmark	CPI + 4% (after fees)
ASISA sector	SA - Multi Asset - Medium Equity

**Codes**

JSE	VPCFF
ISIN	ZAE000118956
Bloomberg	AMPMC4A

**Minimum investment**

Lump sum	R 10,000	Monthly	R 1,000
----------	----------	---------	---------

**Portfolio managers**

Tom Barlow, CFA

**Portfolio charges**

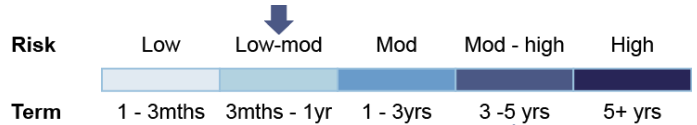
Initial management fee	0.00% (incl. VAT)
Initial advisory fee	0% - 3.42% (incl. VAT)
Annual management fee	0.798% p.a. (incl. VAT)
Annual advisory fee	0% - 1.14% (incl. VAT)
Total expense ratio (TER) (incl.VAT):	1.64%

**Income distribution (cpu)**

	Dividend	Interest	Total
Jun`13	0.387	1.088	1.475
Dec`13	0.153	1.133	1.286
Jun`14	0.254	1.192	1.445
Dec`14	0.429	0.687	1.117
May`14 - Apr`15	0.683	1.879	2.562
2014 Total	0.683	1.879	2.562

Distribution takes place Semi-annually : June, December

**Risk/profile reward**



**3 year statistics**

Standard deviation <sup>1)</sup>	5.31
Sharpe ratio <sup>2)</sup>	1.42
Information ratio <sup>3)</sup>	0.70
Largest negative monthly return	-4.33%
Number of positive months	30

<sup>1)</sup>Standard deviation – measures the volatility of fund returns

<sup>2)</sup>Sharpe ratio – fund return minus cash return (STeFI composite), divided by the Standard deviation (of fund returns)

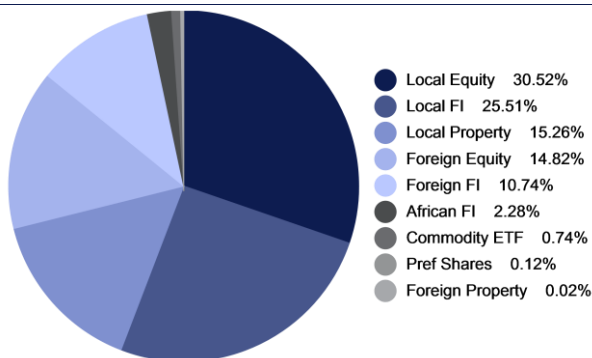
<sup>3)</sup>Information ratio – return per unit of risk against the benchmark

## Portfolio Comments

Global Equities gained 1.5% this month in rand terms while Global Bonds lost -0.6%. The rand strengthened more than 1% to the US dollar this month which detracted from positive US dollar performance. US non-farm and private payrolls disappointed considerably and the labour force participation rate fell unexpectedly to 62.7%. US unemployment however remained unchanged at 5.5%. US inflation firmed despite slower economic growth, increasing 0.2% m/m. Although year-on-year inflation declined 0.1%, core inflation, excluding food and energy, climbed an encouraging 1.8% y/y. US Q1 GDP was dismal with growth dropping to 0.2% from 2.2% in Q4. Economists expected growth of 1%. The Fed kept rates on hold at its latest meeting but has indicated it will raise rates soon, as long as the US economy continues to grow. The timing of the increase remains uncertain. The People's Bank of China cut the reserve-requirement ratio by 1%, the most since the global financial crisis, just days after a report showed the slowest economic growth in six years (GDP grew at 7% y/y in the first quarter). Local CPI rose to 4.0% y/y from 3.9% y/y, below the 4.1% forecast. The biggest contributors were transport inflation and housing and utilities. Core inflation declined to 5.7% from 5.8%, indicating a broad-based decline in consumer demand. The JSE All Share Index experienced strong gains this month, adding 4.7%. Returns were broad based across the major sectors with Resources gaining +8%, Financials +4.2% and Industrials +4.1%. SA Listed Property was flat for the month and bonds lost -0.5%. We remain cautiously optimistic and continue to prefer growth-orientated assets, especially SA listed property and offshore equities but we remain well diversified as downside risks and volatility remain a concern.

## Holdings

### Asset allocation



### Portfolio holdings (%)

Ampersand Momentum Equity B	29.14
VFPF International Growth IC A	25.37
Saffron MET Inflation Linked Bond Fund B	16.02
Ampersand Momentum Flexible Property Income	15.12
Saffron MET Top 20 Fund B	5.28
Saffron MET Opportunity Income Fund C1	2.71
Saffron African Yield Opportunity Fund B	2.28
Coronation Strategic Income Fund	2.21
Saffron MET Inflation Linked Bond ABIL RF (A)	0.40
Saffron MET Opportunity Income ABIL RF A	0.06
STANLIB Extra Income ABIL RF	0.04
Local Cash/Money Market	1.38

## Disclosures

Momentum Collective Investments (RF) (Pty) Ltd (the "Manager"), registration no.1987/004287/07, is authorised in terms of the Collective Investment Schemes Control Act (CISCA) to administer Collective Investment Schemes (CIS) in Securities. The Manager is the manager of the Momentum Collective Investments Scheme, and MMI Holdings Ltd is a full member of the Association for Savings and Investment SA. Standard Bank of South Africa Limited (+27 (0)21 441 4100 PO Box 54, Cape Town, 8000) is the trustee of the scheme. Ampersand Momentum CPI Plus 4 Fund of Funds is a portfolio of the Momentum Collective Investments Scheme and Ampersand Asset Management (Pty) Ltd, registration no.2007/006571/07, an approved financial services provider (FSP No: 33676), is responsible for managing the assets of this portfolio. CIS are generally medium to long-term investments. The value of participatory interests may go down as well as up and past performance is not necessarily a guide to the future. CIS are traded at ruling prices and can engage in borrowing and scrip lending. The CIS may borrow up to 10% of the market value of the portfolio to bridge insufficient liquidity. Different classes of units apply to portfolios, which are subject to different fees and charges. A schedule of fees and charges and maximum commissions is available on request from the Manager. The Manager reserves the right to close and reopen certain portfolios from time to time in order to manage them more efficiently in accordance with their mandate. Portfolios are valued daily at approx. 15h00, latest prices can be viewed at [www.momentuminv.co.za](http://www.momentuminv.co.za). Forward pricing is used. Instructions must reach the Manager before 14h00 to ensure same-day value. The Manager does not provide any guarantee, either with respect to the capital or the return of this portfolio. Additional information on the proposed investment can be obtained, free of charge, at [www.momentuminv.co.za](http://www.momentuminv.co.za) or may be requested from the Manager.

Ampersand Momentum CPI Plus 4 Fund of Funds is a Fund of Funds CIS portfolio. A Fund of Funds, apart from assets in liquid form, consists solely of participatory interests in portfolios of CIS, which may levy their own charges, which could result in a higher fee structure for Fund of Funds than some other forms of CIS portfolios.

Ampersand Momentum CPI Plus 4 Fund of Funds is a third party named CIS portfolio, the assets of which are administered by Ampersand Asset Management (Pty) Ltd, registration no.2007/006571/07, a registered financial services provider, FSP No 33676. The Manager retains full legal responsibility for all third party named CIS portfolios under the Momentum Collective Investments Scheme.

The Total Expense Ratio (TER) has been calculated using data from 01 January 2014 until 31 December 2014. The TER is disclosed as the percentage of the average Net Asset Value of the portfolio that was incurred as charges, levies and fees related to the management of the portfolio and underlying portfolios. The TER is calculated quarterly but may additionally be re-calculated with effect from any significant portfolio restructurings and/or fee changes occurring. A higher TER ratio does not necessarily imply a poor return, nor does a low TER imply a good return. The current TER cannot be regarded as an indication of future TER's.

Performance is calculated for a portfolio/portfolio class. Individual investor returns may differ as a result of fees, actual date(s) of investment, date(s) of reinvestment of income and withholding tax. Annualised returns, also known as Compound Annualised Growth Rates (CAGR), are calculated from cumulative returns; they provide an indication of the average annual return achieved from an investment that was held for the stated time period. Actual annual figures are available from the Manager on request. Performance figures quoted are from Morningstar, as at 30/04/2015, for a lump sum investment, using NAV-NAV prices with income distributions reinvested on the ex-dividend date. CPI/Inflation figures, where present, are lagged by one month.

This document should not be seen as an offer to purchase any specific product and is not to be construed as advice. Investors are encouraged to obtain independent professional investment and taxation advice before investing with or in any of the Manager's products.

## Contact and other information

### Scheme

Momentum Collective Investments Scheme

### Custodian/Trustee

Standard Bank of South Africa Limited  
Telephone: +27 (0)21 441 4100

### Management company

Momentum Collective Investments (RF) (Pty) Ltd  
13th Floor Tower 2, 102 Rivonia Road, Sandton, 2196  
Private Bag 9959, Sandton, 2146  
Facsimile: +27 (0)12 675 3889  
Call centre: 0860 111 899  
Email: [ci.clientservice@momentum.co.za](mailto:ci.clientservice@momentum.co.za)  
Web: [www.momentuminv.co.za](http://www.momentuminv.co.za)  
Registration no.: 1987/004287/07

### Third party manager

Ampersand Asset Management (Pty) Ltd  
An authorised financial services provider, FSP No: 33676  
1 Tuscany Office Park, 6 Coombe Place, Rivonia, 2191,  
Sandton, South Africa  
P.O. Box 926, Rivonia, 2128  
Telephone: +27 (0)11 803 6597  
Facsimile: +27 (0)11 803 6106  
Email: [queries@ampersandam.co.za](mailto:queries@ampersandam.co.za)  
Web: [www.ampersandam.co.za](http://www.ampersandam.co.za)  
Registration no.: 2007/006571/07

**ampers&nd**  
ASSET MANAGEMENT